



Electronic Stored Value Cards

Setting Up A Card Program Is As Easy As 1-2-3

1 Select one of the following card styles*:




Retail BB1



Retail BX1



Retail GB1



Dine 01




Spa 01



Floral 01



Coffee 01



Sports 01




Auto 01



QKSV 01



Multi
BLK



Multi
428




Multi
1805



Multi
660



Multi
WHT



Multi
290

Solid Colors

NOTE: Please note that the color of the card and graphics/text shown on the card samples cannot be modified.

2 Choose either logo OR text branding. For text branding, select one of the following three font styles:

Brush Script

*ABCDEFGHIJKLMNOPQRSTUVWXYZ
abcdefghijklmnopqrstuvwxyz0123456789*

Arial Script

ABCDEFGHIJKLMNOPQRSTUVWXYZ
abcdefghijklmnopqrstuvwxyz0123456789

Times New Roman Script

ABCDEFGHIJKLMNOPQRSTUVWXYZ
abcdefghijklmnopqrstuvwxyz0123456789

3 Select one color for your logo OR your text branding*:



Black



Red



Blue



Dark Blue



Gold



Green



Purple



Gray



Burgundy



White



Orange



Pink

* Colors on style guide may differ slightly from actual colors.

Standard Card

Design Specifications

Cards can be printed with either text or logo, not both. If text is to be combined with a logo, it must be included in the graphic file submission.

Art Specifications For Text Overprinting

Text will be set in your choice of one of the twelve color options and one of the three font styles. Five lines of no more than 30 characters each (including spaces and punctuation) can be specified. However, all text to be overprinted on the card will be set in the same font, and same color. There can be no variation by line.

Art Specifications For Logo Overprinting

NOTE: Please keep detail of artwork to a minimum. Highly detailed artwork does not reproduce well and will result in less than desired outcome.

- Logo must be camera-ready, ONE color line art, preferably black. There can be no gradients or shading.
- Image file must be in the following unflattened formats: ai, psd, eps, pdf, or tif.
- Artwork resolution must be 300 dpi or higher with a minimum height of 1.875" and a width of 3.125" for the highest quality output.
- Scanned artwork must be scanned with a minimum resolution of 300 dpi. The quality of artwork submitted at less than 300 dpi cannot be guaranteed and may result in less than desired quality.
- Graphics copied from the Internet or word processing programs, e.g. Microsoft PowerPoint, cannot be used.
- Artwork with screens or half tones cannot be used.
- Artwork provided on letterhead and/or business cards cannot be used.
- Reverse lettering or reverse graphics are not recommended as the results cannot be guaranteed.
- Graphics with large solid areas are not recommended as the results cannot be guaranteed.
- The color of Standard cards or pre-imprinted graphics/text cannot be modified.
- Standard cards cannot be imprinted on the back of the card.

Send Digital Artwork to:

Email Address: EGCARTwork@elavon.com

Ship To Address: Elavon

Attn: Boarding-EGC
7300 Chapman Highway
Knoxville, TN 37920

EGC Support: 1-800-725-1243, option 8, ext. 8045

Please include the following in your artwork submission:

1. Name of business for which artwork is being submitted
2. Indicate that the artwork is for a STANDARD order
3. Contact name and phone number

Proofing Procedures

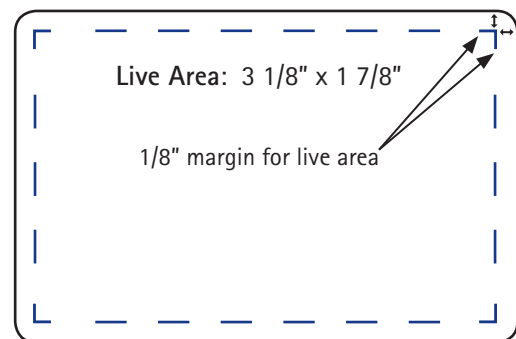
All proofs for Standard Card orders are provided electronically via email. If changes are required, detailed information must be provided. If the proof is acceptable, simply reply to the email and indicate approval.

One proof is included in the standard pricing. Each additional proof is \$35.

IMPORTANT: Incorrectly formatted graphics will delay the order and may be subject to a \$75 per hour fee for alterations.

After you have approved the gift card proof, normal production time is 8-12 business days.

Front of Card



Finished Card Size: 3 3/8" x 2 1/8"